

Speech Therapy Badges

Show progress and motivate children to continue to learn!

Uses:

1. Create a reward chart by printing off a badge board. As a child learns a new skill, give him/her the appropriate badge and put it on the reward chart. Easy!
2. Provide feedback during therapy sessions using a badge as visual cue. For example, after a child answers a correct "who" questions, he/she receives a "who" badge to keep throughout the task. Or, after a child says a targeted articulation sound during a conversation, he/she receives the appropriate badge to wear during the therapy session. Etc...

Tips:

1. Cut and laminate the needed badges and badge boards.
2. Attach velcro pieces so the badges can be reused. Children usually LOVE to attach things using velcro so this will be motivating as well.

More Materials:

If you would like more materials, please visit www.speechtherapytalk.com.

WH Question Badges

Who



Where



When



Why



How



What



How
Many



What
Doing



My Badges

WH Questions


Narrative Structure Badges



My Badges




Narrative Structure

Vocabulary Badges



My Badges

Vocabulary



Pragmatic Language

Comment

Question

Maintaining
Conversation

Initiating
Conversation

Greetings

Turn
Taking





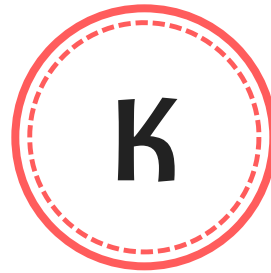



Requesting

On Topic

Body
Language

Pragmatic Language Badges

Articulation Badges



Articulation Badges

Blends

BR

BL

CL

CR

DR

FL

FR

GL

GR

PL

PR

SC

SL

SM

SN

SP

ST

SW

TR

TW

SCR

SHR

SPL

STR

SPR

THR

Articulation Badges

Copyright

Copyright © 2017 by Speech Therapy Talk Services, LLC. All rights reserved.

These materials or any portion thereof may not be reproduced without the express written permission of the publisher except for the use of brief quotations in a review.

The handouts may be printed and used as part of a therapy program.